

Escuela de la Profesión Médica

1er Seminario de Verano



LA UNION EUROPEA ANTE LA PANDEMIA

Francisco Sevilla
23 septiembre 2021



Citizens

EU Law

National Parliaments

Comitology Committees

European Commission

Council of the EU

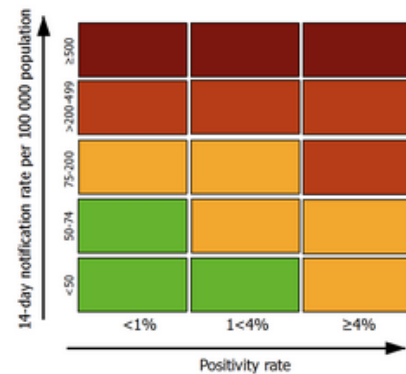
EU Parliament




Trilogue

Second Reading




What the hell is this?

14-day COVID-19 case notification rate per 100 000 population and test positivity, EU/EEA weeks 35 - 36



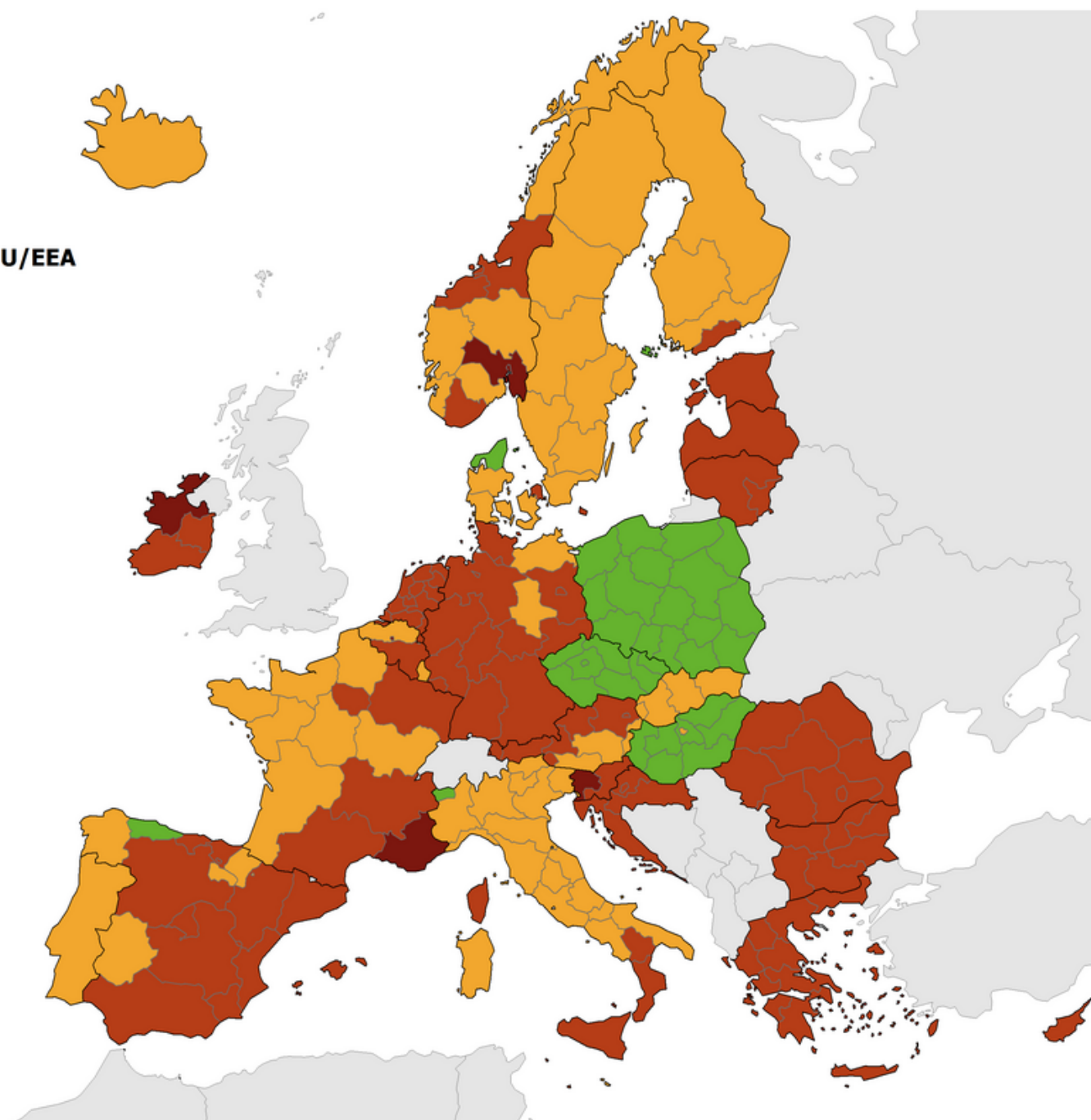
-  Testing rate < 300 per 100 000 population
-  No data available
-  Not included

Regions not visible in the main map extent

-  Azores
-  Canary Islands
-  Guadeloupe and Saint Martin
-  Guyane
-  La Reunion
-  Madeira
-  Martinique
-  Mayotte

Countries not visible in the main map extent

-  Malta
-  Liechtenstein



Do you consider that the weekly traffic-light map produced by ECDC should be maintained in its current form?

Yes: BE, LV, PL, SK, SE, NO, CH

No: CZ, KD, DE, EE, IE, EL, ES, FR, HR, CY, LT, LU, MT, NL, AT, NO, FI

If no, which aspects would you change?

- Thresholds, 4
- Criteria, 16
- new ECDC model, 3
- Discontinuation, 1

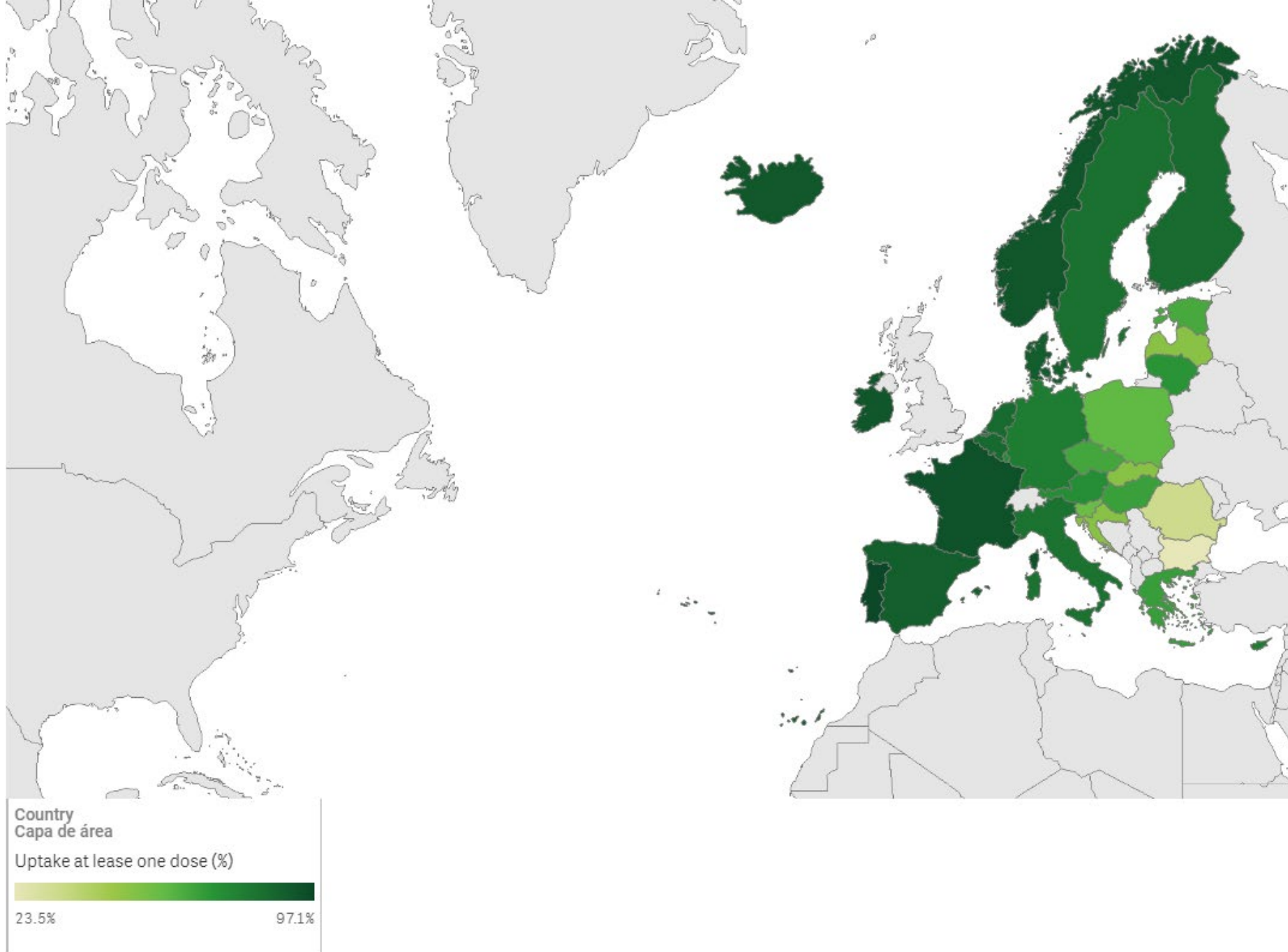
Possible new **criteria** mentioned:

Hospitalisation rate (CZ, DE, EL, NL, AT)

Vaccinationrate (DK, EE, IE, EL, ES, FR, HR, LT, NL, AT, PT, FI)

ICU admission rate (EL, HR)

Variants of concern (DE, IE, EL)



Data as of 2021-09-20 || (c) European Centre for Disease Prevention and Control 2021 www.ecdc.europa.eu || The boundaries and named shown on this map do not imply official endorsement acknowledges



Citizens

EU Law

National Parliaments

Comitology Committees

European Commission

Council of the EU

EU Parliament

Trilogue

Second Reading

What the hell is this?